



COLD REMEDY

LOAD ONE MP80 WOOD FURNACE AND BE TOASTY WARM IN THE MORNING

Wood heat "FEELS SO GOOD" and a central forced air system means that this warm feeling is spread evenly throughout your home.

The heart of this unit is the EFFICIENT combustion chamber/heat exchanger based on the famous VALLEY COMFORT 4 port draft principle. The MP80 can be used as an independent wood furnace, with the optional 900cfm blower or added on to a gas, oil or electric furnace. Automatic switchover between fuels is as simple as setting the thermostat.

Loading the large capacity (4 cubic foot) cast iron lined fire box is easy through the 12"x13" fire door. It will accommodate logs up to 24 inches to provide an average 8 hours of continuous burning.

The MP80's RELIABILITY is proven in thousands of homes across the country and is PROUDLY supported by Qualified Dealers Coast to Coast.

VALLEY COMFORT has been a leader in the solid fuel industry for over 50 years offering QUALITY, SERVICE AND RELIABILITY.



Use as a Wood
Furnace only.




Add on to Electric,
Gas or Oil Furnace



VALLEY
Comfort

SINCE 1953

QUALITY, SERVICE AND RELIABILITY



MP80 WOOD BURNING FURNACE

MP80 OUTSTANDING FEATURES:

18 x 30 1/2 warm air plenum outlet

Five-year limited warranty on combustion chamber/heat exchanger

Convenient 6" rear flue pipe


Baked enamel finish

Adjustable secondary air is preheated by passage through door chamber and introduced high into firebox for better secondary burn

Alternate furnace may be positioned on either side of add-on

Foil backed insulated steel cabinet assures maximum control of heated air, reducing direct radiation

Combustion air regulated by wall thermostat and electric control system



Close 2" hot air plenum clearance

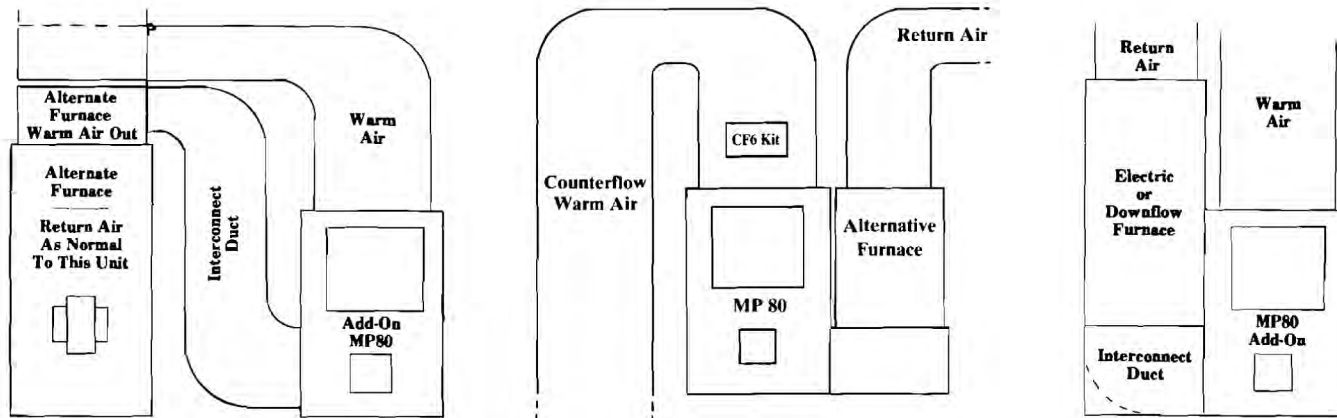
CSA Approved fan/limit, electrical controls and interlock relay provides automatic switchover to alternate furnace while preventing overheating

Famous distributed draft Valley Comfort design firebox with stainless steel baffle for high efficiency, takes full 24" wood

Large 13"x12" firebox door for easy loading and cleanout

Long-lasting efficient cast iron firebox liners

948 cu. in. preheat chamber surrounds combustion area and low velocity here assures super-heated combustion air enters through four air ducts above firebed to provide maximum efficiency



TYPICAL INSTALLATION DIAGRAMS

APPROVALS:

- WH PN009 to CSA B366.1
 - For use with the following furnaces
 - 1) Oil - Input .81 to 1.2 USGPH
 - 2) Gas - Maximum Output 120,000 BTU
 - 3) Electric - 10KW to 25KW
- Minimum alternate furnace fan capacity - 900CFM

CAPACITIES:

- 80,000 BTU • 4 Cubic Foot Firebox

DIMENSIONS:

- Fuel Door Opening: 13"x 12"
- Firewood Length: 24" • Flue Pipe: 6"
- Interconnect Duct: 12"x 18" minimum
- Warm Air Plenum: 18"x30 1/2"
- Controls: All included, CSA approved
- Center of Flue Height: 26 3/4"
- Length: 35"
- Width: 21" • Height: 35"
- Weight: 325 pounds

CLEARANCE TO COMBUSTIBLES:

- Warm Air Plenum & first six feet of duct 2"
- One side: 8" • Front: 48" • Flue: 18"

OPTIONS:

- Domestic Hot Water Coil
- Counter Flow Kit • Blower Assembly

LIMITED WARRANTY:

- Five (5) years on combustion chamber/heat exchanger
- One (1) year on electrical controls

Photos and illustrations are for descriptive purposes only. Changes dictated by the manufacturer's continuing design improvement program may not be shown. Contact local building or fire officials regarding restrictions and installation inspection requirements in your area.

VALLEY Comfort
SINCE 1953

VALLEY COMFORT SYSTEMS INC. 1290 Commercial Way, Penticton, B.C. V2A 3H5 (250) 493-7444

www.blazeking.com

