

**Blaze  
King**

PRINCESS INSERT PI1010A

# Princess Insert PI1010A



*Princess Insert Shown Above With  
Optional Satin Plated Door*

# Princess Insert PI1010A

## Superior Engineering

Blaze King Classic Wood Inserts provide optimum heating efficiency from solid wood fuel. When wood is initially burned in the firebox, as much as one-third of the wood's energy is released as gases and liquid/vapor materials. Blaze King catalytic combustor inserts capture these gases and materials and "burns" them instead of allowing this valuable energy source to escape up the chimney. This second burn capability means greater heat output, cleaner emissions from the wood consumed and a cleaner chimney! Your overall consumption of wood is reduced while heat output is increased. The "Real World" Btu's listed are what the average consumer can expect to achieve, with slight variations depending upon geographical location, type of wood, elevation and amount of fuel added. If you were to stand in front of your insert and frequently add fuel, burn the unit on high and have optimal conditions, the PI1010A could produce as high as 87,000 Btu's.

## More Heat

The Princess Insert PI1010A has a large fire box lined with thermo-reactive fire brick which radiates heat

directly into the room. The Princess Insert PI1010A has been tested and certified with an overall efficiency of 82.5%! For extended burn times, large logs can be used, and up to 60# of wood can be loaded, eliminating the hassle associated with the frequent reloading of smaller inserts.

## Special Features

A large viewing glass door allows the fire to be seen from different angles in the room, creating an atmosphere of an open fireplace. The warmth and beauty of the fire can be highlighted with the addition of the optional gold-plated door.

- Up to 87,850 Btu's (see reverse side for details)
- Incredible 82.5% Efficiency
- Long Burn Times Up To 20 Hours
- Optional Gold Plated Doors
- 1400 Degree Ceramic Glass
- Standard Variable Speed Fan
- Limited-5 Year Warranty  
PLUS 6 years on Catalytic Combustor



### Rheostat

The rheostat feature allows you to adjust your standard variable fan to the speed you favor.



### Fan System

Radiant heat is stopped by anything in its path. Blaze King solves this problem by using a fan system to move air over the firebox surface and circulate it into your home.



### Catalytic Thermometer

The catalytic thermometer keeps you informed about your fuel load and catalyst performance. Monitoring this handy device allows you to light your stove with a single match and burn all winter long!



### Thermostat

Blaze King® Classic stoves and inserts feature an honest to goodness thermostat. No constant fussing with a damper, just infinite heat settings based on your comfort needs!


### By-Pass Plate

This is the by-pass plate and it is operated by a by-pass handle. Once you close the by-pass handle, all the smoke and gases are forced through the catalytic combustor, reducing the particles released into the atmosphere to as little as 2.0 gr/hr, so it's friendly to the environment.

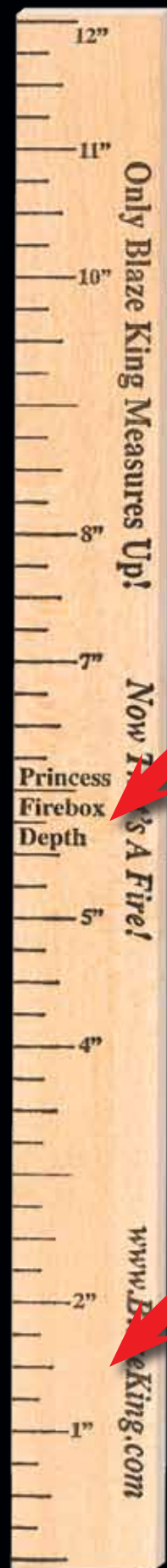


### Catalytic Combustor

This is a catalytic combustor. It eliminates up to 90% of the creosote that normally goes into your chimney. It also provides for a secondary burn of all smoke and gases increasing efficiencies as high as 82.5%!




Blaze King® Industries  
www.blazeking.com



## It's Not Just A Big FireBox, It's Much, Much Deeper!

**Princess Insert PI1010A** provides peace of mind knowing that hot coals won't roll out the front door. 20 plus hour low burn times are common.



**Ordinary wood inserts** are less than 2" deep. This results in short burn times, constant concerns about embers falling out during late night refueling.



# Princess Insert P11010A

## Princess Insert P11010A Specifications-Dimensions & Performance

Overall Width 25"/635mm  
 Overall Height 23"/584mm  
 Overall Depth 25.5"/648mm  
 Weight 325#/80kg  
 Flue Diameter 6"/152mm

Minimum Heat Output 6,200 Btu/hr  
 Average High Heat Output 40,000 Btu/hr  
 Emissions (Weighted Average EPA) 2.0 gr/hr  
 Wood Length 16"  
 Low Burn Time 20+ Hours

### Minimum Fireplace Opening

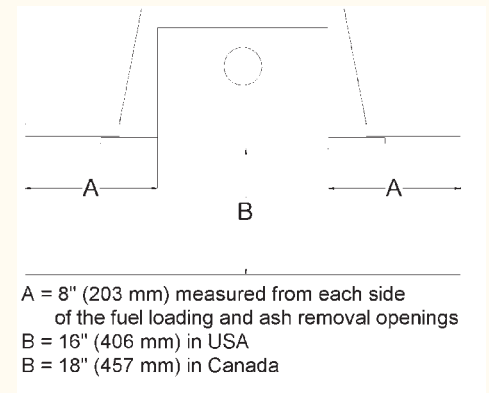
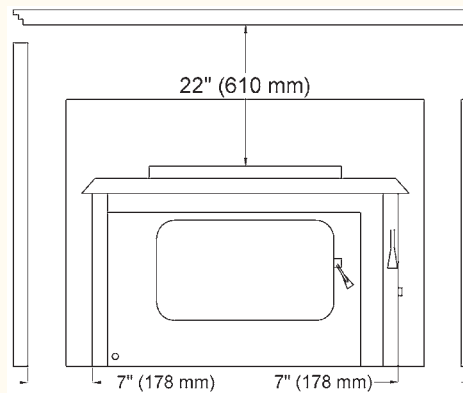
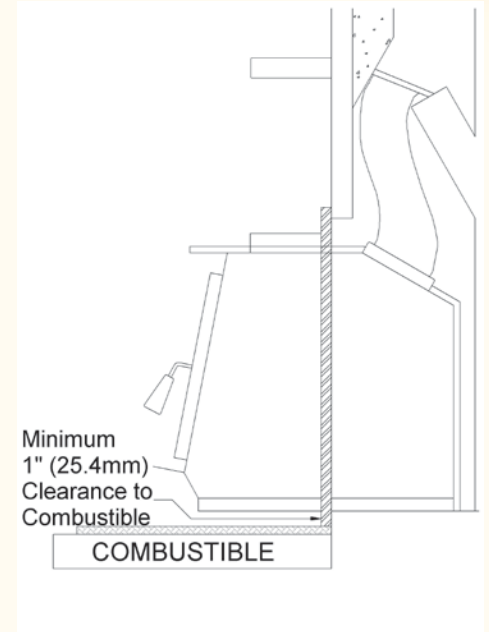
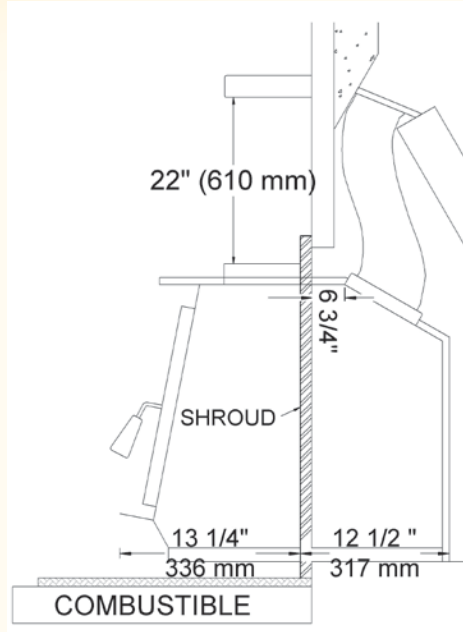
Width 25"/635mm  
 Height 23"/585mm  
 Depth 13"/330mm  
 Minimum Floor Protection 20" x 30"/  
 508mm x 762mm  
 Minimum Protection Front 16" (USA)  
 18" (Canada)  
 Overall Shroud Dimensions 28 3/4" h x  
 43 1/4" w  
 730mm x 1100mm  
 Optional Oversize Shroud 32 1/2" h x 47" w  
 825mm x 1193mm

### BTU Ratings

Average EPA Test  
 Fuel (Low Burn) 10,633 Btu's/hr  
 Average EPA Test  
 Fuel (High Burn) 35,767 Btu's/hr  
 Average Real World  
 Btu's (Low Burn) 6,200 Btu's/hr  
 Average Real World  
 Btu's (High Burn) 40,000 Btu's/hr

Overall efficiency is based upon burning your stove on low, medium low, medium high and high burn rates. Low Heat Value (LHV) is the European method of testing efficiency and excludes any Btu's consumed in an effort to extract all the moisture from the wood fuel. Blaze King prefers the overall efficiency given it best reflects real world performance.

Overall Efficiency 81.5%  
 Low Heat Value (LHV) Efficiency 88.2%



NOTICE: Improper installation of your wood burning appliance or failure to operate it according to the guidelines detailed in the owners manual, may negate your warranty and endanger your home or family. Contact local building or fire officials about restrictions and installation requirements in your area. Photos and illustrations are for descriptive purposes only. Changes dictated by the manufacturer's continuing design improvement programs may not be shown. These products are covered by one or more patents in the United States, Canadian and other countries. All Blaze King® Industries products are manufactured under license agreement from: Blaze King® Industries, 146 A Street, Walla Walla, WA. 99362 and in Canada by Blaze King® Systems Inc. 1290 Commercial Way, Penticton BC V2A3H5. Design and specifications subject to change without notice. 11/10 CP77990 2.5M

Tested and listed to U.L. 1482 and ULC S628  
 by OMNI Test Laboratories, Inc.



Your Authorized Dealer:



Blaze King® Industries  
 www.blazeking.com