

ROYAL GUARDIAN 3001

**Blaze  
King**

# Royal Guardian 3001®

*Model RGT3001*



*RGT Shown  
Above With  
Optional Satin Door  
& Side Shields*

# Royal Guardian 3001

**We'll  
Keep the  
Home Fires  
Burning!**



*Standard Ash Pan Makes Ash  
Removal Simple & Clean*

- Up To 40,741 BTU Per Hour
- Up To 30# Wood Capacity
- Handles Up To 16" Wood Length
- 1.74 Cubic Ft. Firebox
- Large 8 1/2" X 16" Door Opening
- As High As 71.1% Efficiency
- 7.5 Hour Low-Setting Cord Wood Burn Time
- Large Glass Viewing Area
- Easy Start Combustion Jet
- Mobile Home Approved\*
- Easy To Clean Hinged Door
- High Temperature Ceramic Glass
- Gold Door & Trim Available
- Optional Dual Fans
- UL Tested & Approved
- EPA Approved 5.8 gr/hr
- Five-Year Limited Warranty

*\* When installed with appropriate rear heat shield, side heat shields, outside air kit and listed chimney pipe. Shown with optional side shields & fans.*



Affordable and perfect for a small home as a supplemental heat source. Produces up to 39,000 Btu's in a 1.74 cu. ft. fire box. Also features a 6" flue, solid one piece construction, and standard ash drawer. Burn wood up to 16" in length.

The Royal Guardian 3001 is mobile home approved when installed with rear shields, side shields, fresh air kit and approved double wall stove pipe.

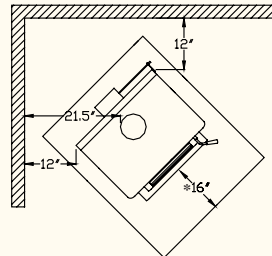
# Blaze King

Blaze King® Industries  
www.blazeking.com

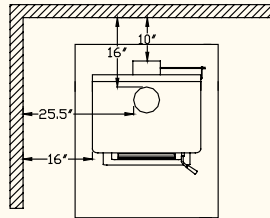
# Royal Guardian 3001

## Minimum Clearances To Combustibles Surfaces

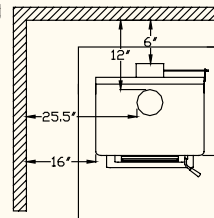
	Residential		Mobile Home <sup>(3)</sup>	
	Side Wall To Stove Top	Back Wall To Stove Rear	Side Wall To Stove Top	Back Wall To Stove Rear
Parallel	16"/407mm	10"/254mm	16"/407mm	6"/153mm
Corner	12"/305mm	--	8"/204mm	--
Alcove <sup>(4)</sup>	16"/407mm	6"/153mm	16"/407mm	6"/153mm
Reduced Side Clearance <sup>(5)</sup>	13"/331mm	10"/254mm	--	--
Reduced Corner Clearance <sup>(5)</sup>	8"/204mm	--	--	--
Wall Exit, Parallel	14"/356mm	10"/254mm	--	--
Wall Exit, Corner	8"/204mm	--	--	--



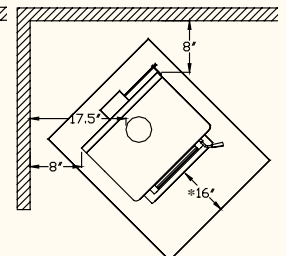
Corner-Residential



Parallel-Residential



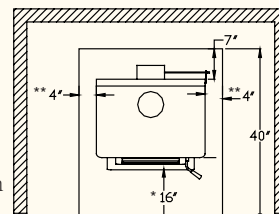
Parallel-Mobile Home



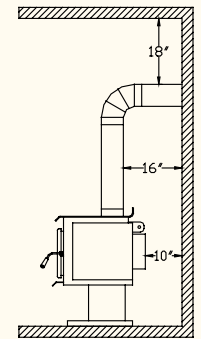
Corner-Mobile Home

## Specifications

Width	25"/635mm
Depth	24"/610mm
Height	32"/813mm
Flue Size	6"/153mm
Weight w/o Accessories	300 lbs/137kg <sup>(1)</sup>
Door Opening	8 3/4"/210mm x 14 1/4"/342mm
Wood Length	16"
Base Size	18"/458mm x 25"/635mm
Min. Floor Protection-U.S.A.	33"/839mm x 40"/1016mm
Min. Floor Protection-Canada	41"/1041mm x 50"/1270mm
Glass Viewing Area	81/2"/204mm x 16"/407mm
Firebox	1/4"/7mm steel with fire brick & stainless steel
Floor Protection	Any noncombustible material



Min. Floor Protection



Wall-Exit

Efficiency As High As <sup>(2)</sup>	71.1%
Emissions EPA <sup>(2)</sup>	5.8 gr/hr
Low Burn Time <sup>(2)</sup>	5.3 Hours
Factory Low Burn Time <sup>(6)</sup>	7.5 Hours
Low Heat Value	
(LHV) Efficiency	82.9%

Safety Listed In USA and Canada.  
Tested to UL 1482 and listed by OMNI Environmental Services, Inc. In Canada, listed by Underwriters Laboratories of Canada. Made in U.S.A. & Canada.

NOTICE: Improper installation of your Royal Guardian 3001 or failure to operate it according to the guidelines detailed in the owners manual, may negate your warranty and endanger your home or family. Contact local building or fire officials about restrictions and installation requirements in your area. Photos and illustrations are for descriptive purposes only. Changes dictated by the manufacturer's continuing design improvement programs may not be shown. These products are covered by one or more patents in the United States, Canadian and other countries. All Blaze King® Industries products are manufactured under license agreement from: Blaze King® Industries, 146 A Street, Walla Walla, WA. 99362 and in Canada by Blaze King® Systems Inc. 1290 Commercial Way, Penticton BC V2A3H5. Design and specifications subject to change without notice.  
11/10 CP77990 2.5M



- (1) Shipping weight is 35 pounds heavier than stove weight.
- (2) This figure from the testing required by E.P.A.
- (3) Mobile home owners, your Royal Guardian must be installed with the appropriate rear heat shield, side heat shields, an outside air kit and insulated chimney pipe. A residential close clearance installation does not require the outside air kit. Clearances are the same for mobile home and residential close clearance.
- (4) An alcove must be no less than 64" high, no less than 57" wide and no more than 30" deep. In addition, Royal Guardian alcove installations must use side and rear heat shields and pipe components approved for mobile home installations.
- (5) Reduced side clearances are with optional side shields installed. Even greater reductions may be obtained. See the Owners Installation Instructions.
- (6) These burn times were achieved using the same fuel as you the consumer, split dried cord wood. EPA testing is quite complicated and costly. This is a standard for all manufacturer testing and is not intended to provide consumers with a model of how a stove might perform in your home. We used fir in our tests and with slight variations based on location, type of wood, chimney design and your actual burn times may be more or less.

Your Authorized Dealer:

# Blaze King

Blaze King® Industries  
www.blazeking.com