

# Blaze King

## S.0529 Log Set Drift CL2714 (7 piece)



### **WARNING**

**THIS LOG SET SUPPLIED BY THE MANUFACTURER MAY BE USED WITH THE CL2714 APPLIANCE. THE LOG SET MUST BE INSTALLED AS DESCRIBED IN THIS MANUAL. DANGEROUS OPERATING CONDITIONS MAY OCCUR IF THESE LOGS ARE NOT POSITIONED IN THEIR APPROVED LOCATIONS. IF LOGS ARE BROKEN, DO NOT OPERATE THE UNIT UNTIL THEY ARE REPLACED.**

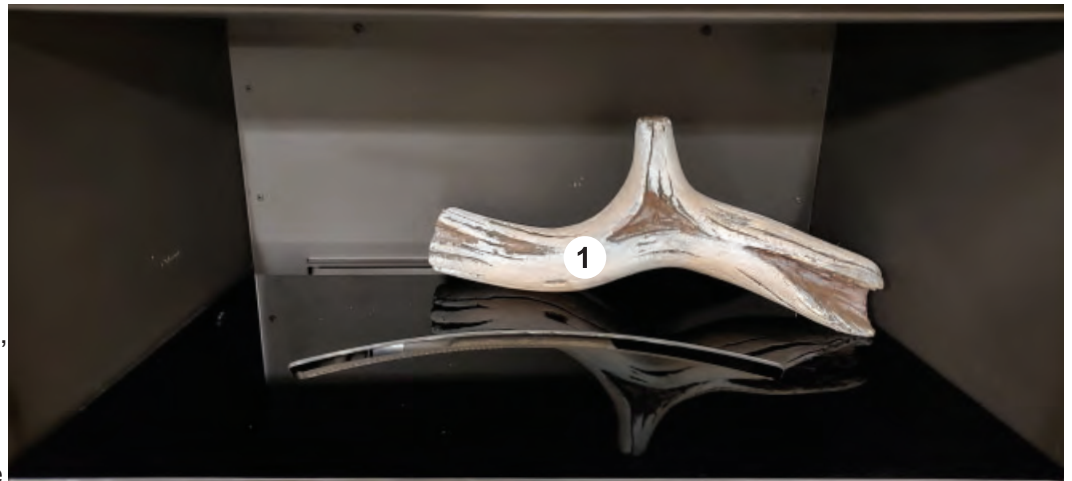


#### **CALIFORNIA PROPOSITION 65**

**WARNING:** This part is to be used in a heating appliance that can expose you to chemicals including benzene, which is known to the State of California to cause cancer and birth defects or other reproductive harm. For more information:

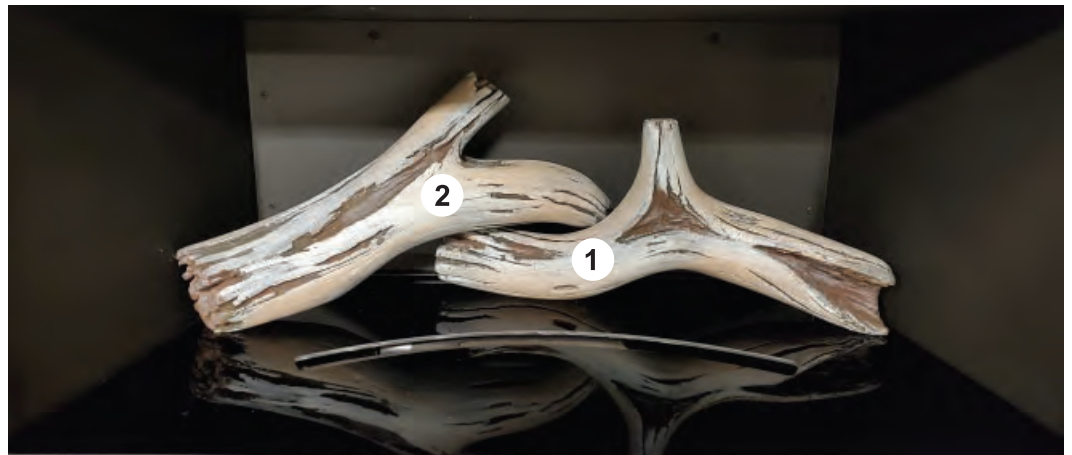
**[www.P65Warnings.ca.gov](http://www.P65Warnings.ca.gov)**

1. The optional log set contains seven different log shapes. Make sure that the log pieces sit behind and in front of the burner. It is important that the logs do not interfere with the burner flame or pilot flame. Place log #1 as per **Fig.1**, make sure the logs do not cover the air channel at the back of the firebox between the floor and the rear wall of the firebox.



**Fig.1**

2. Place log #2 as per **Fig.2**



**Fig.2**

3. Place log #3 as per **Fig.3**



**Fig.3**

4. Place log #4 as per Fig.4

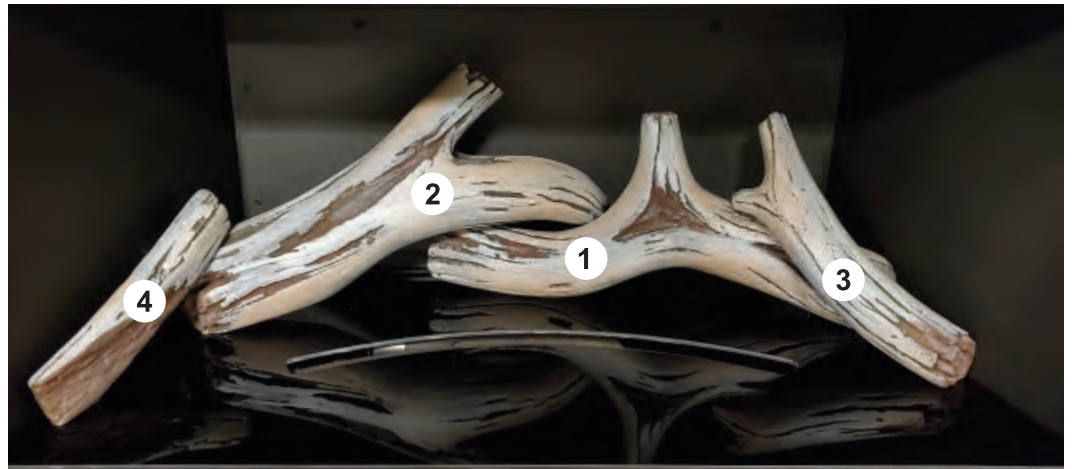


Fig.4

5. Place log #5 as per Fig.5



Fig.5

6. Place log #6 as per Fig.6



Fig.6

7. Place log #7 as **Fig.7**



**Fig.7**



**Fig.8**

### Manufactured By

**Valley Comfort Systems Inc.**  
1290 Commercial Way  
Penticton, BC V2A 3H5  
CANADA  
Phone: 250-493-7444  
Fax: 250-493-5833

**Blaze King Industries**  
146 A Street  
Walla Walla, WA 99362  
U.S.A.  
Phone: (509) 522-2730  
Fax: (509) 522-9803